



VINYL

## Pella® 350 Series

\$\$-\$\$\$



Pella 350 Series  
double-hung window

### FEATURES

Premium, low-maintenance vinyl with distinctive styling options

Includes Pella's most energy-efficient products with optional triple-pane glass

Virtually invisible interior welded corners with SmoothSeam™ technology

### WINDOW STYLES

Specialty shapes, custom sizes and fixed configurations are also available.



AWNING



CASEMENT



DOUBLE-HUNG



SINGLE-HUNG



SLIDING

### PATIO DOOR STYLES



SLIDING



# Colors & Finishes

PELLA® 350 SERIES

## FRAME COLORS

Create a signature look with solid-color and dual-color frames. Dual-color frames allow you to choose a different color for the exterior with a white interior.

### SOLID-COLOR:

WHITE

ALMOND

### DUAL-COLOR FRAMES:

POPLAR  
WHITE

TAN

FOSSIL

BROWN

PORTOBELLO

MORNING  
SKY GRAY

HARTFORD  
GREEN

BRICK RED

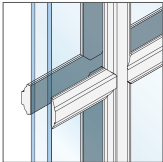
BLACK

# Grilles PELLA® 350 SERIES

## GRILLES

Grilles are color-matched to your window or patio door interior and exterior frame color.

### COLOR-MATCHED SIMULATED-DIVIDED-LIGHT:<sup>1</sup>



CONTOUR 7/8"

### GRILLES-BETWEEN-THE-GLASS:<sup>2</sup>



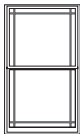
CONTOUR 3/4"  
Color-Matched Interior  
and 11 Exterior Colors



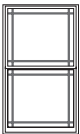
CONTOUR 1"  
White, Almond  
or Brown Only

## GRILLE PATTERNS

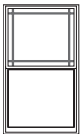
Choose from a variety of grille patterns for the traditional look of divided light.<sup>3</sup>




6-LITE PRAIRIE




9-LITE PRAIRIE



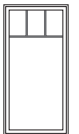
9-LITE PRAIRIE  
Top Sash Only



TRADITIONAL



TRADITIONAL  
Top Sash Only



TOP ROW



CUSTOM  
Equally Divided



STARBURST<sup>4</sup>



SUNBURST<sup>4</sup>



PERIMETER<sup>4</sup>

<sup>1</sup> Available on windows only and not available with triple-pane glass.

<sup>2</sup> Appearance of exterior grille color may vary depending on the Low-E insulating glass selection.

<sup>3</sup> Grille patterns offered may vary per product. See specific product information for availability.

<sup>4</sup> Only available with a curved product or curved glass.

# Window Hardware

PELLA® 350 SERIES

## FOLD-AWAY CRANK

Folds neatly out of the way so it won't interfere with roomside window treatments. Finishes complement frame colors.



FOLD-AWAY  
CRANK

### COLOR-MATCHED FINISHES:

WHITE

ALMOND

### ADDITIONAL FINISHES:

BRIGHT  
BRASS

OIL-RUBBED  
BRONZE

SATIN  
NICKEL

## CAM-ACTION LOCK

Pella's cam-action locks push the sashes against the weatherstripping for a tighter seal. Optional AutoLock hardware automatically locks the window when it is shut, simply close the sash and confirm it latches.



CAM-ACTION  
LOCK



AUTOLOCK

### COLOR-MATCHED FINISHES:

WHITE

ALMOND

### ADDITIONAL FINISHES:

BRIGHT  
BRASS

OIL-RUBBED  
BRONZE

SATIN  
NICKEL

## INTEGRATED SASH LIFT

Make raising and lowering single- and double-hung window sashes easy with a standard, integrated sash lift.



WINDOW INTEGRATED  
SASH LIFT

### COLOR-MATCHED FINISHES:

WHITE

ALMOND

## SURFACE-MOUNTED SASH LIFT

Raise and lower your single- and double-hung window sashes easily with an optional, surface-mounted sash lift.



WINDOW SURFACE-  
MOUNTED SASH LIFT

### COLOR-MATCHED FINISHES:

WHITE

ALMOND

### ADDITIONAL FINISHES:

BRIGHT  
BRASS

OIL-RUBBED  
BRONZE

SATIN  
NICKEL

# Patio Door Hardware, Blinds & Shades

PELLA® 350 SERIES

## SLIDING PATIO DOOR HANDLE

Match the door's exterior color with a color-matched, corrosion-resistant handle.



**SLIDING PATIO  
DOOR HANDLE**  
Standard Multipoint  
Locking System

**COLOR-MATCHED FINISHES:**



**WHITE**




**ALMOND**

**ADDITIONAL FINISHES:<sup>1</sup>**



**BRIGHT  
BRASS**



**OIL-RUBBED  
BRONZE**



**SATIN  
NICKEL**

## BLINDS & SHADES

Dress up your sliding patio door with blinds- or shades-between-the-glass.<sup>2,3</sup>

**COLORS:**



**WHITE BLINDS**



**LINEN-COLORED  
INTERIOR WITH  
WHITE EXTERIOR  
FABRIC SHADES**

<sup>1</sup> Available on interior only.

<sup>2</sup> Not available on HurricaneShield® products.

<sup>3</sup> Availability varies by size. See a Pella professional for details.

# Glass PELLA® 350 SERIES

---

## INSULSHIELD® LOW-E GLASS

Advanced Low-E insulating dual- or triple-pane glass with argon<sup>1</sup>

NaturalSun Low-E insulating dual- or triple-pane glass with argon<sup>1</sup>

SunDefense™ Low-E insulating dual-pane glass with argon<sup>1</sup>

---

## ADDITIONAL GLASS OPTIONS

Bronze-tinted Advanced Low-E insulating glass with argon<sup>1</sup>

Gray Low-E insulating glass with argon<sup>1</sup>

Obscure Low-E insulating glass<sup>2</sup>

HurricaneShield® products with impact-resistant glass

Laminated glass (non-impact-resistant)<sup>3</sup>

STC (Sound Transmission Class)-improved dual-pane sound glass<sup>4</sup>

Tempered glass

# Screens<sup>5</sup>

---

## INVIEW™

Optional InView window screens let in 14% more light and are 8% more open for improved airflow compared to conventional screens.<sup>6</sup>

---

## SLIDING PATIO DOOR SCREENS

Heavy-duty sliding screens come standard and are color-matched to exterior frames. Rolscreen® soft-closing retractable screens can be rolled out of sight when not in use.

<sup>1</sup> InsulShield Low-E insulating glass is available without argon in most products.

<sup>2</sup> Available with triple-pane glass.

<sup>3</sup> For best performance, the laminated glass may be in the interior or exterior pane of the insulating glass, depending on the product.

<sup>4</sup> Sound control glass consists of dissimilar glass thickness (3mm/5mm).

<sup>5</sup> Warning: Screen will not stop child or pet from falling out of window or door. Keep child or pet away from open window or door.

<sup>6</sup> Improved airflow is based on calculated screen cloth openness. Screen cloth transmittance was measured using an integrated sphere spectrophotometer.

---

Want to learn more? Call us at 833-44-PELLA or visit [pella.com](http://pella.com)



### The confidence of Pella's warranty.

Pella® products are backed by some of the strongest warranties in the business. See written limited warranty for details, including exceptions and limitations, at [pella.com/warranty](http://pella.com/warranty).



Connect with Pella:

