



## FIBERGLASS

# Pella® Impervia®

\$\$



Pella Impervia  
casement window

## FEATURES

Made with Pella's patented fiberglass material, Duracast®

Exceptionally energy efficient and durable in extreme heat and cold

Versatile design features and options to deliver any style

## WINDOW STYLES

Specialty shapes, custom sizes and fixed configurations are also available.\*



AWNING

BAY OR BOW

CASEMENT

DOUBLE-HUNG

SINGLE-HUNG

SLIDING

## PATIO DOOR STYLES



SLIDING



\* In testing performed in accordance with ASTM testing standards, Pella's Duracast has displayed superior performance in strength, ability to withstand extreme heat and cold, and resistance to dents and scratches. Special shape windows are made from a non-Duracast fiberglass composite.



# Colors & Finishes PELLA® IMPERVIA®

## FRAME COLORS

Pella Impervia windows and patio doors feature a low-maintenance, durable powder-coat paint finish. Dual-color frames allow you to choose a different color for the exterior.

### SOLID-COLOR:



### DUAL-COLOR FRAMES:



WHITE INTERIOR WITH  
TAN EXTERIOR



WHITE INTERIOR WITH  
MORNING SKY GRAY  
EXTERIOR



WHITE INTERIOR WITH  
BROWN EXTERIOR

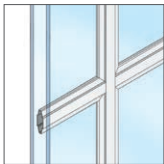


WHITE INTERIOR WITH  
BLACK EXTERIOR

# Grilles PELLA® IMPERVIA®

## GRILLES

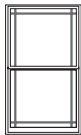
Grilles are color-matched to your window or patio door interior and exterior frame color.<sup>1</sup>



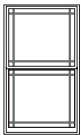
**ALUMINUM GRILLES -  
BETWEEN-THE-GLASS**  
3/4"

## GRILLE PATTERNS


Choose from a variety of grille patterns for the traditional look of divided light. Custom patterns are available.<sup>2</sup>



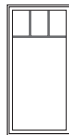
**6-LITE PRAIRIE**



**9-LITE PRAIRIE**



**TRADITIONAL**



**TOP ROW**



**CUSTOM**

<sup>1</sup> Appearance of exterior grille color may vary depending on the Low-E insulating glass selection.

<sup>2</sup> Grille patterns offered may vary per product. See specific product information for availability.

# Window Hardware

PELLA® IMPERVIA®

## FOLD-AWAY CRANK

Folds neatly out of the way so it won't interfere with roomside window treatments.



FOLD-AWAY  
CRANK

### COLOR-MATCHED FINISHES:

WHITE	TAN	BROWN
MATTE BLACK	MORNING SKY GRAY	

### ADDITIONAL FINISHES:

BRIGHT BRASS	OIL-RUBBED BRONZE	SATIN NICKEL
--------------	-------------------	--------------

## CAM-ACTION LOCK

Pella's cam-action locks pull the sashes on single- and double-hung windows against the weatherstripping for a tighter seal.



CAM-ACTION  
LOCK

### COLOR-MATCHED FINISHES:

WHITE	TAN	BROWN
MATTE BLACK	MORNING SKY GRAY	

### ADDITIONAL FINISHES:

BRIGHT BRASS	OIL-RUBBED BRONZE	SATIN NICKEL
--------------	-------------------	--------------

# Patio Door Hardware

PELLA® IMPERVIA®

## SLIDING PATIO DOOR HANDLE

Open and close the door with one hand with a convenient thumblock.



SLIDING PATIO  
DOOR HANDLE

COLOR-MATCHED FINISHES:

WHITE	TAN	BROWN
MATTE BLACK	MORNING SKY GRAY	

ADDITIONAL FINISHES:

ANTIQUE BRASS	BRIGHT BRASS	OIL-RUBBED BRONZE
SATIN NICKEL	CHROME	

## FOOTBOLT

A footbolt comes standard on all sliding patio doors and holds the door open about three inches for ventilation.

# Glass PELLA® IMPERVIA®

---

## INSULSHIELD® LOW-E GLASS

- Advanced Low-E insulating dual-pane glass with argon<sup>1</sup>
- AdvancedComfort Low-E insulating dual-pane glass with argon<sup>1</sup>
- NaturalSun Low-E insulating dual-pane glass with argon<sup>1</sup>
- SunDefense™ Low-E insulating dual-pane glass with argon<sup>1</sup>

---

## ADDITIONAL GLASS OPTIONS

- Clear insulating glass
- Tempered glass
- Laminated (non-impact-resistant)<sup>2</sup>, tinted<sup>3</sup> or obscure glass also available on select products
- STC (Sound Transmission Class)-improved dual-pane sound control glass<sup>4</sup>

# Screens<sup>5</sup>

---

## FLAT

Conventional screens come standard. Optional InView™ screens let in 14% more light and are 8% more open for improved airflow compared to conventional fiberglass screens.<sup>6</sup>

<sup>1</sup> Optional high-altitude Low-E insulating glass available with or without argon on select products.  
<sup>2</sup> For best performance, the laminated glass may be in the interior or exterior pane of the insulating glass, depending on the product.  
<sup>3</sup> Available with Advanced Low-E insulating glass with argon with bronze, gray or green tint on select products.  
<sup>4</sup> Sound control glass consists of dissimilar glass thickness (3mm/5mm).  
<sup>5</sup> Warning: Screen will not stop child or pet from falling out of window or door. Keep child or pet away from open window or door.  
<sup>6</sup> Improved airflow is based on calculated screen cloth openness. Screen cloth transmittance was measured using an integrated sphere spectrophotometer.

---

Want to learn more? Call us at 833-44-PELLA or visit [pella.com](http://pella.com)



**The confidence of Pella's warranty.**  
Pella® products are backed by some of the strongest warranties in the business. See written limited warranty for details, including exceptions and limitations, at [pella.com/warranty](http://pella.com/warranty).



Connect with Pella:

